

A CROP CIRCLE SYNCHRONICITY
WITH
SEQUENTIAL PHYSICS
by
Rod Johnson

1



In early June of 1996 I had developed a dynamical system¹ for my sequential Perspective, which unifies the natural forces. As it turned out, the dynamical system is the graphic equivalent to the yin yang symbol of old China (upper right). In my excitement about that discovery, I wrote a small booklet presented as, A letter to my Son on Sequential Physics and Mystic Symbols. He, my youngest son, was completing his Doctorate in meteorological plasma physics at the University of Washington during that time.

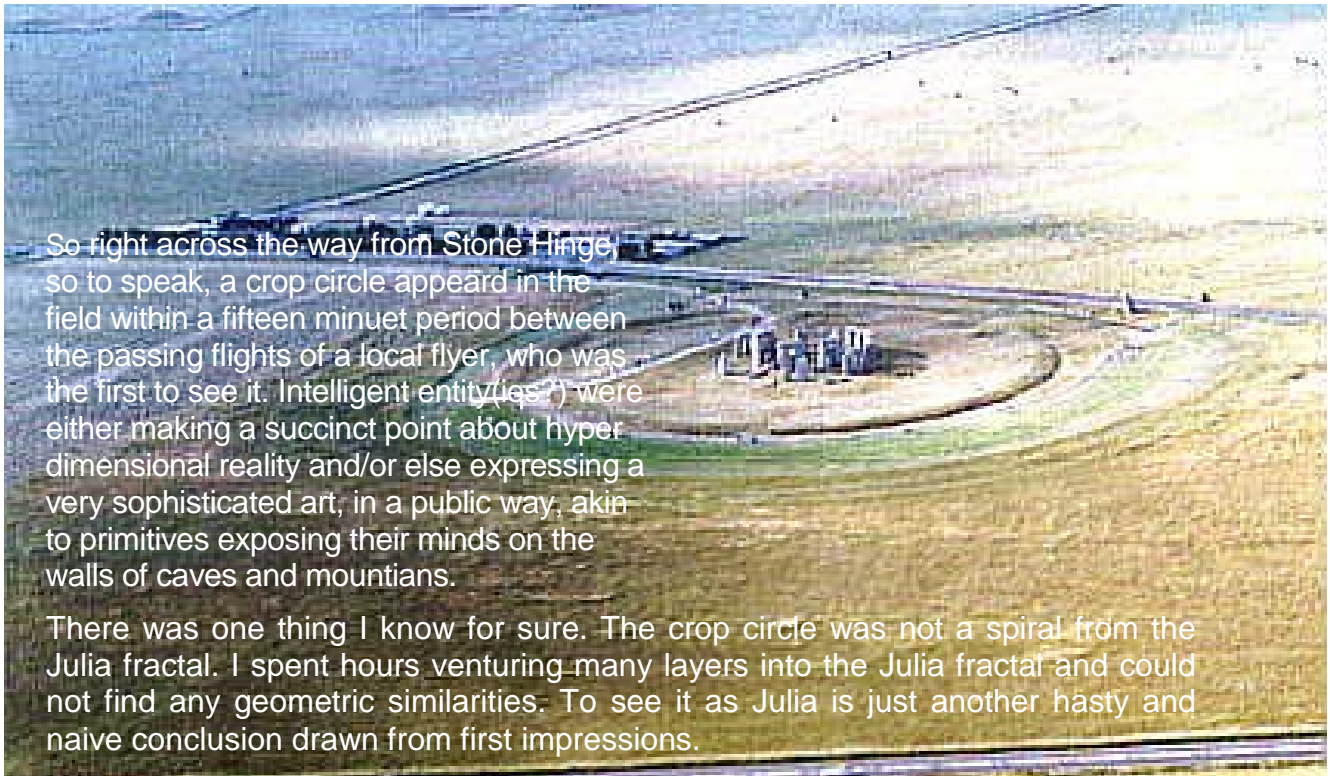
On the eve that I finished the booklet, (late June) I spontaneously tuned into Art Bell's talk radio program. Talk was going on about two crop circles that had been posted on the Web. Intuitively I knew that they related to my sequential hypothesis and the Yin Yang discovery. When I looked at a print out of the crop circles, wow...! I follow crop circles and this was not the first time crop circles related to my sequential physics. However, the crop circle above (photographed June 15 1996) was a synchronistic punctuation for the book that I had just finished.

Both crop circles under discussion diagramed specific concepts of my physics. Nothing vague or simple, mind you. They were very succinct to my ideas and even revealed some aspects that I had missed. One crop circle was seen as a helix, the other was naively mistaken for a Julia Fractal². Stan Dayo, a physicist from down under, responded on the talk show that the helix appeared to be a phase physics diagram. In my final analysis both crop circles were phase diagrams for major propositions within my Sequential Hypothesis.

The helical diagram is related to a new and radical view I have of the periods of elements. I deal with that diagram in a separate article. The spiral diagram, as described here, turned out to be the exact equivalent to the spiral of the old Chinese Yin yang that was synchronistic to my dynamical system.

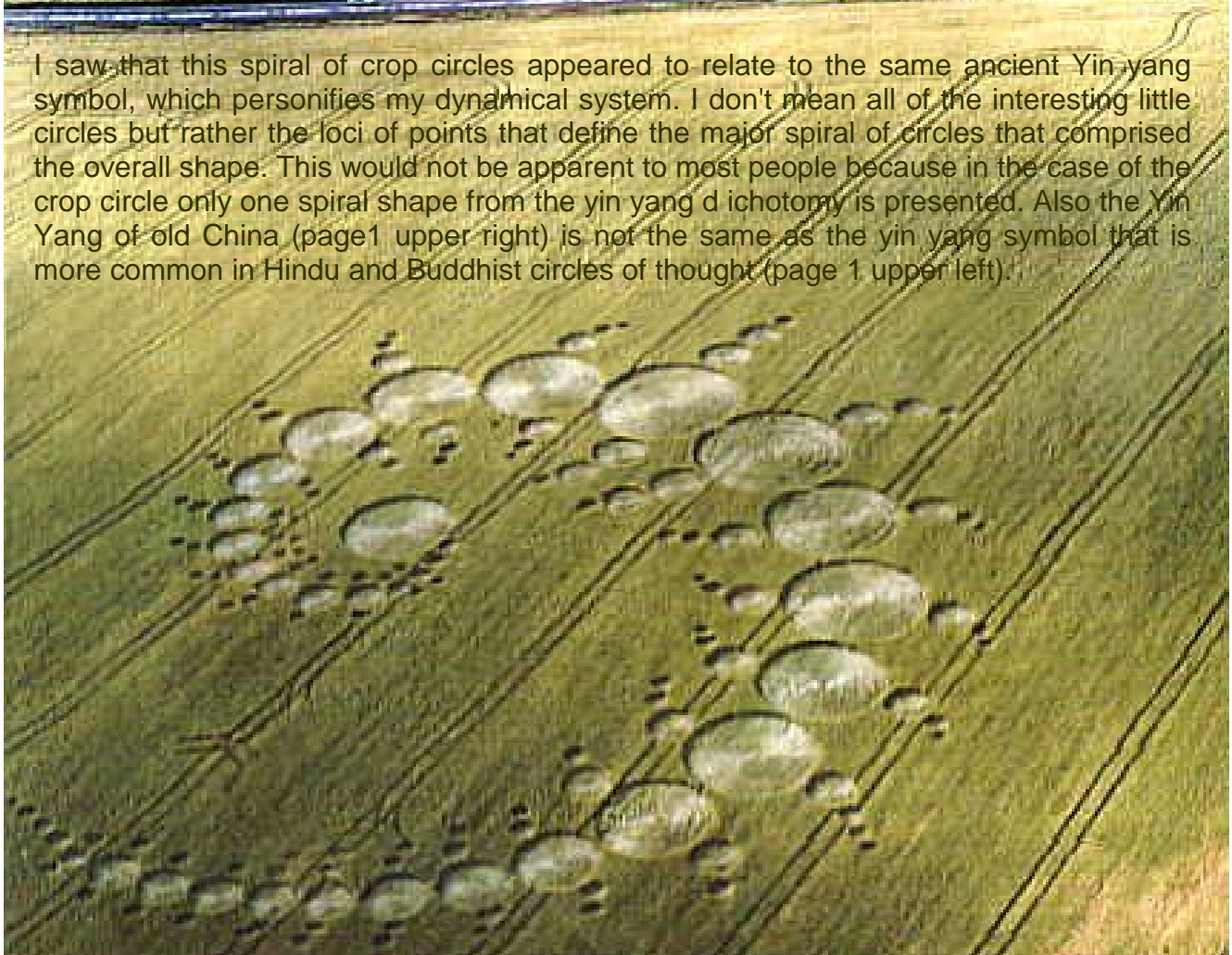
¹ A dynamical system is a graphic picture of real physical actions. For instance, the graphic picture of a pendulum clock is circles for each set of pendulum cycles. There is a space between each circle for the time increment associated with the swings. Hence, the dynamical system picture for the pendulum looks like a helical spring.

² Fractals are graphic presentations of imaginary and real numbers derived from iterating non-linear equations. The numbers are pixels assigned to points on a grid. The pixels produce geometric patterns from black to white and in shades of gray. The Julia is the patterns of a specific non-linear equation, the patterns of which flow in spirals of nonlinear increases and decreases of circles.


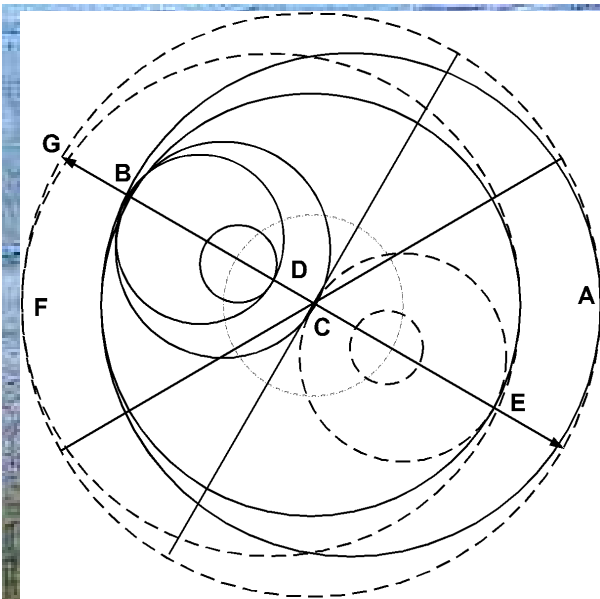


So right across the way from Stone Hinge, so to speak, a crop circle appeared in the field within a fifteen minute period between the passing flights of a local flyer, who was the first to see it. Intelligent entity(ies?) were either making a succinct point about hyper dimensional reality and/or else expressing a very sophisticated art, in a public way, akin to primitives exposing their minds on the walls of caves and mountains.

There was one thing I know for sure. The crop circle was not a spiral from the Julia fractal. I spent hours venturing many layers into the Julia fractal and could not find any geometric similarities. To see it as Julia is just another hasty and naive conclusion drawn from first impressions.



I saw that this spiral of crop circles appeared to relate to the same ancient Yin yang symbol, which personifies my dynamical system. I don't mean all of the interesting little circles but rather the loci of points that define the major spiral of circles that comprised the overall shape. This would not be apparent to most people because in the case of the crop circle only one spiral shape from the yin yang dichotomy is presented. Also the Yin Yang of old China (page1 upper right) is not the same as the yin yang symbol that is more common in Hindu and Buddhist circles of thought (page 1 upper left).



The diagram above is the layout of the dynamical system developed from the Sequential Perspective of Quantum data.

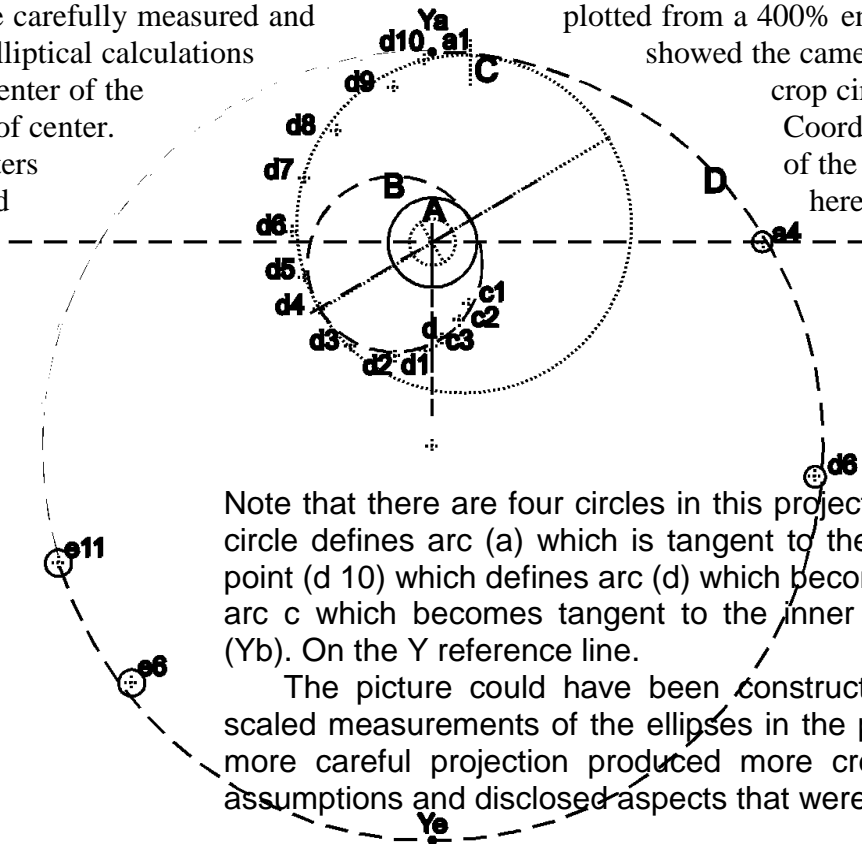
Here I demonstrate what is not a Julia fractal. The Julia is a series of circles that have progressively nonlinear decreasing diameters. This crop circle as you can see is constructed using tangent circles. The tangent points are indicated from A to F. The tangential points at A or F also indicates the cyclic instigation-termination points of the diagram as a dynamical system.



To be dead sure of my first insight on the crop circle I had to have a view directly above it. Using long held skills in orthographic true line projection, achieving that became an exciting challenge.

My points were carefully measured and crop circle photo. Elliptical calculations degrees below the center of the degrees to the right of center. using measured centers made that are plotted

plotted from a 400% enlargement of the showed the camera angle to be 35 crop circle and about 12 Coordinate projections, of the crop circles were here.



Note that there are four circles in this projection. The outer circle defines arc (a) which is tangent to the next circle at point (d 10) which defines arc (d) which becomes tangent to arc c which becomes tangent to the inner circle at point (Yb). On the Y reference line.

The picture could have been constructed with direct scaled measurements of the ellipses in the photo. But, the more careful projection produced more credibility to my assumptions and disclosed aspects that were hard to see.

Developing true line projections from photos is not an easy task. For instance the angles of parallax in the view area of a camera at that distance need to be taken into account. Also any slight topographic variations will alter the projection.

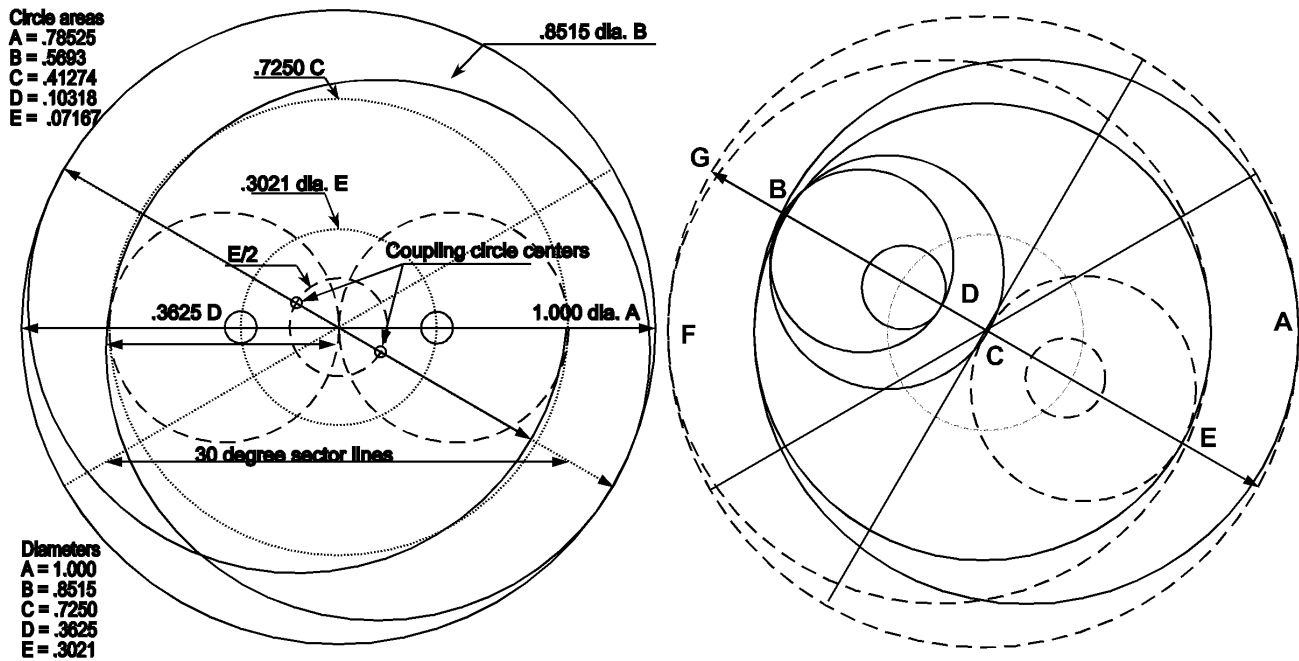
My projection demonstrated three tangent circles, two of which produced a vortex for the spiral. The accurate projection presented the vortex as slightly elliptic. That indicated that the vortex of the spiral had been oriented on a slight rise in the ground topography. Much like smoothing out a bubble when the rise corrected to be level with the overall ground plane the points moved away from center leaving exact circles. It is very fascinating in and of itself that the creators of the crop circle placed the central emphasis of the design on an emphasis in the topography. the true projection of the points move away from their centers.

On the next page is a layout of the dynamical system for the sequential perspective beside the layout of the tangential circles shown on page 3.

The diagram to the left shows the dynamical system construction in metric terms. All of the diameters and critical measurements are held in tables at the corners of the diagrams. Each diameter is significant with respects to a known quantum constant or ratio.


The orbs in the head of each dichotomy are just as they are located within the original 300 year old painting.

At this point of my present understanding only their critical points of location are significant to quantum measurement. They are not perfectly centered, as in the inner circles as in the classical Yin Yang. To understand the greater significance of the dynamical diagram itself, you have to at least study the synopsis of the hypothesis in my book A Letter to My Son on Sequential Physics and Mystic Symbols.



This is not to imply that old Chinese sages were privy to an advanced hyper-dimensional physics. It happens that both the quantum constants that generated the system and the number lore from which the mystic symbol was probably drawn are rooted in the same finite geometry. The circle areas of the old Chinese symbol all have ratios that are found in micro nature. I feel confident that I will find the same relationships within the crop circle.

A FINAL FIT BETWEEN THE BLACK DICHOTOMY OF THE YIN YANG SYMBOL AND THE STONE HINGE CROP CIRCLE



If indeed the crop circle creation is succinctly pointed at space matrix number lore or is an expression from an advanced physics it is very important to human knowledge. Even if the circles are nothing more than an art form produce on our planet by high tech inter stellar tourists, the geometry is a fascinating demonstration of finite relationships within the natural space matrix. The study of the most

finite geometry in the universe is not on any curriculum of any college or university that I know of. Are the crop circles a hint to get with a profound study?

As to the various other crop circles arranged around the circles used for my loci of points there is much to be said. Their sizes and patterns are in an increasing decreasing constant ratio of 5 to 6. Note the 5/6 ratio as significance with respects to the fine structure. Their varying sizes are in harmonies significant to the phase nature of my sequential hypothesis. There are some exceptions that are fascinating within the nature of their exception. The dynamical system is the basis for material presented in my forthcoming book *The Copernican Syndrome, Book II, A sequential Mechanics*. I present a more detailed treatment of the dynamical system in the booklet that inspired this experience. Treatment of the technical aspects of both crop circles will be present in a book in process which I have titled, *Sips from The Holly Grail of Science*.

Sips... will be a presentation of experiments projected from my physics. Also it will revisit all of the hallmark quantum experiments and re-interoperate their data in terms of my Sequential Perspective. It will also make some formative proposals for an advanced technology bases on a radical new paradigm. Further it will include a survey of all the crop circles that demonstrate the graphic nature of Sequential Physics.

I'm not saying that the creators of the circles are using them to instill a special knowledge that I am privy to. I believe that they relate to several levels of communication that will benefit humanity in several ways. The first is knowing that they are there and that their there-ness is far beyond whatever some of us might try, as we will, to fake or understand.

Rod Johnson May 10, 2001

Interest in the Sequential Perspective should be directed to
Rod Johnson deebokonon@yahoo.com or rodj@299e.net

C/O Big Bend Hot Springs
PO Box 116
Big Bend, CA 96011